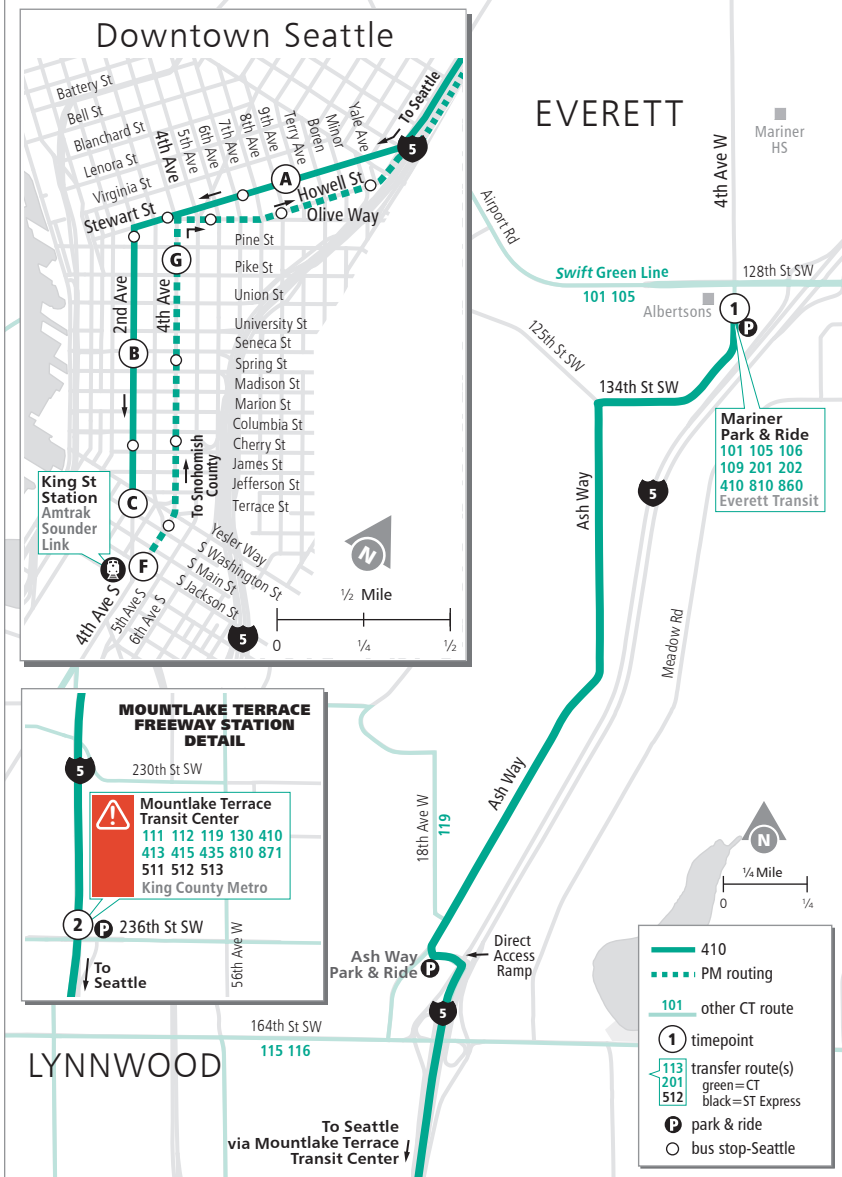


Route 410

Mariner Park & Ride – Downtown Seattle



In summer 2020, this route will stop serving the Mountlake Terrace Freeway Station for several months.



❄ When snow/ice impact bus service, see page 232 for snow route maps.




In summer 2020, this route will stop serving the Mountlake Terrace Freeway Station for several months. See the inside front cover for more information.

Route 410


Weekdays

To Downtown Seattle

Mariner P&R Bay 3	 Mountlake Terrace Freeway Station Bay 6	Stewart St & 9th Ave	2nd Ave & Seneca St	2nd Ave Ext S & Yesler Way
1	2	A	B	C
5:15	5:26 E	5:45 E	5:52 E	5:54 E
5:45	5:56 E	6:19 E	6:27 E	6:29 E
6:15	6:33 E	6:58 E	7:06 E	7:09 E
6:30	6:54 E	7:21 E	7:29 E	7:33 E
6:45	7:10 E	7:40 E	7:48 E	7:52 E
7:05	7:31 E	8:07 E	8:15 E	8:22 E
7:35	7:53 E	8:33 E	8:41 E	8:46 E
8:00	8:14 E	8:54 E	9:02 E	9:05 E

Weekdays

To Mariner Park & Ride

4th Ave S & S Jackson St	4th Ave & Pine St	 Mountlake Terrace Freeway Station Bay 7	Mariner P&R
F	G	2	1
3:05	3:11	3:38 E	3:53 E
3:39	3:45	4:19 E	4:35 E
4:04	4:11	4:45 E	5:01 E
4:26	4:33	5:12 E	5:28 E
4:46	4:54	5:33 E	5:49 E
5:05	5:14	5:52 E	6:08 E
5:37	5:44	6:18 E	6:33 E

This route may not operate on holidays. See inside front cover.

E - Estimated time: Bus may leave earlier than shown

Bold - PM trip